



**Q4 2025
INVESTOR PRESENTATION**

**POWERING THE
TECHNOLOGY OF
TOMORROW**

**CSE: NIOB
OTCQB: NIOMF
FSE: IOR**



Disclaimer

This corporate presentation and the information contained herein (the "Presentation") is proprietary and for authorized use only. It is being provided for the use of prospective investors with the express understanding that, without the prior permission in writing from North American Niobium and Critical Minerals Corp. ("NIOB" or the "Company"), the investor will not copy this Presentation or any portion of it or use any information contained herein for any purpose other than evaluating a potential investment in securities of the Company. By accepting delivery of this Presentation, you are deemed to have represented that you are not prohibited from receiving this Presentation under applicable laws.

No securities regulatory authority has expressed an opinion about these securities and it is an offense to claim otherwise. This offering may not be suitable for you and you should only invest in it if you are willing to risk the loss of your entire investment. In making this investment decision, you should seek the advice of a registered dealer. This document is not an offer of securities for sale in the United States or in any other jurisdiction. The securities of the Company have not been and will not be registered under the United States Securities Act of 1933, as amended (the "U.S. Securities Act") or any state securities laws and may not be offered and sold in the United States except pursuant to an exemption from the registration requirements of the U.S. Securities Act.

Information in this Presentation

This Presentation provides general background information about the activities of the Company and its mineral properties. Information disclosed in this Presentation is current as of November 17, 2025, except as otherwise provided herein and the Company does not undertake or agree to update this Presentation after the date hereof. This Presentation does not contain all of the information that would normally appear in a prospectus under applicable Canadian securities laws. All information is derived solely from management of the Company and otherwise publicly available third-party information that has not been independently verified by the Company. Further, it does not purport to be complete nor is it intended to be relied upon as advice (legal, financial, tax or otherwise) to current or potential investors. Each prospective investor should contact his, her or its own legal adviser, independent financial adviser or tax adviser for legal, financial or tax advice. Recipients of this Presentation who are considering acquisition securities of the Company are referred to the public filings made by the Company with Canadian securities regulatory authorities, which are available under the Company's SEDAR+ profile at www.sedarplus.ca.

Forward-Looking Statements

This Presentation contains forward-looking statements or forward-looking information under applicable Canadian securities laws (hereinafter collectively

referred to as "forward-looking statements") concerning the Company's plans for its properties and mineral projects, financial results, operations and other matters. These statements relate to analyses and other information that are based on forecasts or projections of future results, estimates of amounts not yet determinable and assumptions of management. Such forward-looking statements made as of the date of this Presentation or as of the date of the effective date of information described in this Presentation, as applicable.

Forward-looking statements include, but are not limited to, statements regarding: the Company's expectations regarding the critical metals sector and the Company's position therein; the Company's planned exploration and development programs and expenditures; technical studies; the completion of certain technical reports; the commencement of certain drilling activities; the Company's ability to secure strategic partnerships and expand its operational network; the Company's ability to expand its shareholder base; the timeline for receipt of any required agreements, approvals or permits; proposed exploration plans and expected results of exploration from each of the Company's exploration projects; the Company's ability to obtain required mine permits, required agreements with third parties, and regulatory approvals required in connection with exploration plans and future mining and mineral processing operations, including, but not limited to, necessary permitting required to implement expected future exploration plans; community relations; availability of sufficient water for proposed operations; competition for, among other things, capital, acquisitions of undeveloped lands and skilled personnel; changes in commodity prices and exchange rates; currency and interest rate fluctuations; and the ability to secure the required capital to conduct planned exploration programs, studies and the Company's objectives and strategies.

Any statements that express or involve discussions with respect to predictions, expectations, beliefs, plans, projections, objectives, assumptions or future events or performance (often, but not always, identified by words or phrases such as "expects", "is expected", "anticipates", "believes", "plans", "projects", "estimates", "assumes", "intends", "strategy", "goals", "objectives", "potential", "possible" or variations thereof or stating that certain actions, events, conditions or results "may", "could", "would", "should", "might" or "will" be taken, occur or be achieved (or the negative of any of these terms and similar expressions)) are not statements of fact and may be forward-looking statements.

Forward-looking statements are subject to a variety of known and unknown risks, uncertainties, and other factors that could cause actual events or results to differ from those expressed or implied. There can be no assurance that such statements will prove to be accurate, as actual results and future events could differ materially from those anticipated in such statements. Certain important factors that could

cause actual results, performance or achievements to differ materially from those in the forward-looking statements include, among others: exploration, development and operating risks; mineral resource and mining reserve estimates; early stage status and nature of exploration; risks associated with the Company's properties; additional capital; lack of funding to satisfy contractual obligations; network systems; land title and royalty risks; financing risk; no history of operations; no operating revenues and history of losses; reliance on a limited number of properties; no recent history of mineral production; global financial conditions; commodity markets; market fluctuation and commercial quantities; no history of profitability; insurance and uninsured risks; health, safety and community relations; environmental risks and hazards; option and joint venture agreements; currency rate risk; infrastructure; competitive industry environment; government regulation; audit of tax filings; market price of the Company's common shares; influence of third party stakeholders; dividend policy; acquisitions and integration; management growth; climate change and climate change regulations; relationship with local communities and other stakeholders; risk of litigation; reliance on key personnel; internal controls; conflicts of interest; interest rate risk; credit risk; liquidity risk; volatility of commodity prices; share price fluctuations; information systems security threats; enforcement of civil liabilities; and uninsurable risks.

Although the Company has attempted to identify important factors that could cause actual results to differ materially from those contained in forward-looking statements, there may be other factors that cause results not to be as anticipated, estimated or intended. There can be no assurance that such information will prove to be accurate, as actual results and future events could differ materially from those anticipated in such information. Accordingly, readers should not place undue reliance on forward-looking statements contained in this Presentation or in certain of the other documents on file with Canadian securities regulatory authorities, which are available on the Company's SEDAR+ profile at www.sedarplus.ca. The Company and its directors, officers and employees each disclaim any obligation to update any forward-looking statements, whether as a result of new information, future events or results or otherwise, except as required by applicable law. Accordingly, readers should not place undue reliance on forward-looking statements due to the inherent uncertainty therein. All forward-looking statements are expressly qualified in their entirety by this cautionary statement. An investor should read this Presentation with the understanding that the Company's actual future results may be materially different from what is expected.

Disclaimer (Cont'd)

Comparables

Certain information presented herein compares the Company to other issuers and such data sets are considered to be “comparables”. Comparable information about other issuers contained in this Presentation was obtained from public sources and has not been independently verified by the Company. The comparables are considered to be an appropriate basis for comparison with the Company based on their industry, commodity mix, jurisdiction, size, operating scale and other additional criteria. The comparable issuers may face different risks from those applicable to the Company. Prospective investors are cautioned that there are risks inherent in making an investment decision based on the comparables and that the performance of the Company may be materially different from the comparable issuers. If the comparables contain a misrepresentation, investors do not have a remedy under securities legislation in any province of Canada. Prospective investors are cautioned to not put undue reliance on the comparables in making an investment decision.


Market and Industry Data

Market and industry data and forecasts contained in this Presentation have been obtained from third-party sources, industry publications and reports, websites and other publicly available information. The Company believes that the market and economic data presented throughout this Presentation is accurate but the Company cannot offer any assurance as to the accuracy or completeness thereof. The accuracy and completeness of the market and economic data presented throughout this Presentation are not guaranteed the Company makes no representation as to the accuracy of such data. Actual outcomes may vary materially from those forecasted in such reports or publications, and the prospect for material variation can be expected to increase as the length of the forecast period increases. Although the Company believes it to be reliable, the Company has not independently verified any of the data from third-party sources referred to in this Presentation, or analyzed or verified the underlying market, economic and other assumptions relied upon by such sources. Market and industry data are subject to variations and cannot be verified due to limits on the availability and reliability of data inputs, the voluntary nature of the data gathering process and other limitations and uncertainties inherent in any statistical survey.


Scientific and Technical Information

Clyde McMillan, P.G., VP of Exploration for the Company, is a qualified person as defined by with National Instrument 43-101 — Standards of Disclosure for Mineral Projects (“NI 43-101”) and has reviewed the scientific and technical information in this Presentation.

In preparing this presentation, the QP has relied on publicly available information, including a prospecting report (GM65643), SOQUEM’s drilling report (GM34527), and current geological data available through Quebec’s SIGÉOM system.



SUPPLYING THE METALS OF TOMORROW



01.

Onshoring Scarce, Critical Minerals

- ▶ The Company is focused on bringing onshore critical minerals mining and production capabilities into North America
- ▶ Niobium, neodymium, and praseodymium are classified as critical metals by the Canadian and U.S due to its strategic military importance, lack of domestic production capabilities, and growing tensions with China

02.

Enabling Tomorrow's Technology

- ▶ Niobium and NdPr are key, irreplicable inputs for a variety of technology, defense, and industrial applications
- ▶ Demand for critical minerals and REE strong, driven by growth in advancements in consumer, defense, and industrial technologies

03.

Strong Property Fundamentals

- ▶ Newly acquired rare earth elements (Nb, NdPr) / critical minerals properties located in the largest known geological area in the world outside of China and Brazil
- ▶ Mining friendly jurisdiction for exploration, permitting, and development
- ▶ Building relationships with First Nations for job creation and consultation

04.

National & IP Strategic Positioning

- ▶ Opportunity to begin discussions to secure key strategic partnerships and non-dilutive financing with the Canadian Government and U.S. Department of Defense / Department of Energy
- ▶ Focus on researching & developing Niobium / NdPr processing methodologies in partnership with key industry and academic institutions

05.

Proven Management & Technical Team

- ▶ Company led by Murray Nye (CEO), Clyde McMillan (VP of Exploration), and Kelvin Lee (CFO) who collectively bring +40 years of experience as leaders of various public companies, with junior mining sector, M&A, and capital markets expertise and have track records of success operating mines from exploration & development to production

BUILDING AMERICA'S CRITICAL MINERALS SUPPLY

▶ Company Overview

- With few producers of niobium and nickel-copper, NIOB is seeking to become a leading supplier of key critical metals in North America
- Management expects NIOB to play a vital role in various domestic defense, industrial, and technology supply chains and enable the Company to become one of the quickest domestic suppliers
- Strong management team & board of directors with representation across a variety of disciplines in capital markets and mining exploration

▶ Corporate Information

Trading Symbols **CSE: NIOB /
OTCQB:NIOMF /
FSE:IOR**

F.D. Shares Out. **24.4MM**

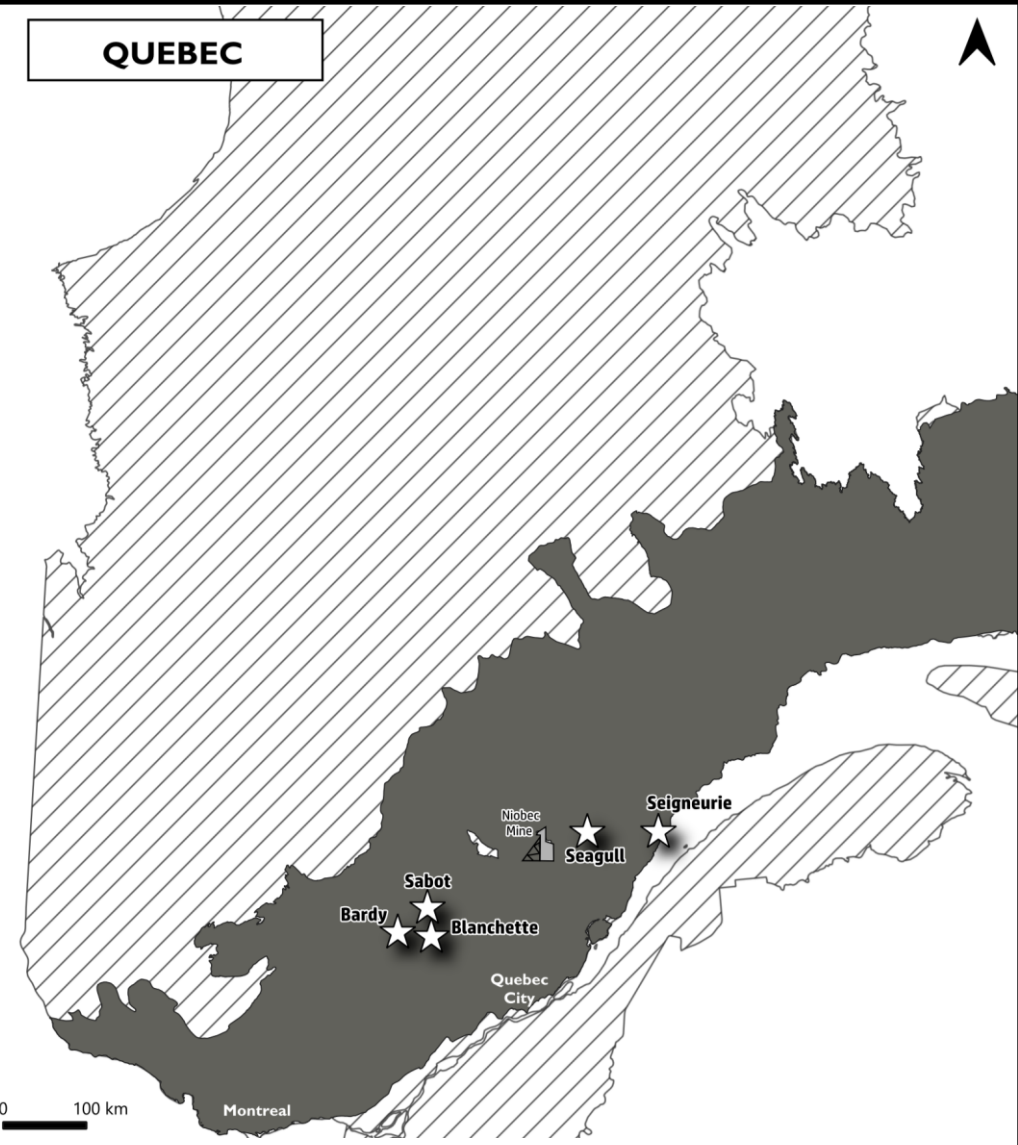
Market Cap. **\$33.1MM**

▶ Management Team

Murray Nye **CEO**

Clyde McMillan **VP of Exploration**

Kelvin Lee **CFO**



MOBILIZING ASSETS & MAXIMIZING SHAREHOLDER VALUE



► **Near-Term Objectives: Defining Drill-Ready Targets With High Potential For Discovery**

Seigneurie Deposit (Niobium, Rare Earth Elements)

- Originally drilled by SOQUEM in 1978, pegmatites up to 50 meters wide with un-assayed REE and Nb
- in 2010, a local prospector collected grab samples, one of which returned 3,190 ppm Nb and 4,031 ppm TREE. Notably, these pegmatites have not been systematically assayed for rare earths or other critical minerals

Blanchette (Rare Earth Elements, Nickel-Copper)

- A grab sample collected by Quebec government geologists returned 2.7% TREE, including 4,090 ppm Nd, hosted in a granitic pegmatite
- A nickel-copper quartz vein sample returned 0.25% Cu and 0.1% Ni, hosted in a highly deformed paragneiss associated with gabbro boudins

Bardy (Rare Earth Elements)

- A grab sample collected by Quebec Government geologists returned 0.68% TREE, including 1,150 ppm Nd, hosted in a granitic pegmatite 20cms to 4m wide



THE CRITICAL MINERALS OPPORTUNITY



North American
Niobium

NORTH AMERICA NEEDS DOMESTIC CRITICAL MINERALS

- ▶ Global critical minerals and rare earths supply and production is dominated by China, leaving key North American defense and technology supply chains vulnerable to disruption
- ▶ Today, the need to onshore critical minerals supply and production capabilities is paramount, and a key component of Canadian and U.S. national security agendas

▶ China's Critical Minerals Dominance

Why Is The World Reliant On China's Critical Minerals Supply?

China dominates critical minerals through decades of state-backed investment in mining; North America has lagged due to underinvestment and permitting delays

Why Today's Supply Shift Matters


Shifting supply to North America has become a critical component for Canadian and U.S. national security agendas due to its importance in energy security, clean tech, and defense


▶ Critical Minerals In North American National Policy & Government Directives


What Are Canada And The U.S. Doing To Onshore Domestic Critical Minerals Production Capabilities?

North America is rapidly expanding domestic critical minerals capacity: the U.S. is using new laws, executive orders, and the Defense Production Act to speed permitting, processing, and onshoring, while Canada's Critical Minerals Strategy, co-investment with U.S. agencies, and infrastructure funding are advancing mine development and market access

Together, both countries are aligning efforts through a Joint Action Plan to streamline regulation, financing, and trade in support of strategically important projects


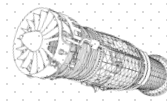
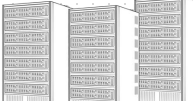
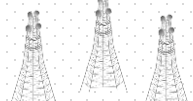

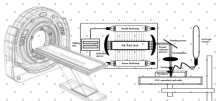
 **U.S. Executive Order – March 25, 2025**
Immediate Measures to Increase American Mineral Production
Lowering regulatory friction and fast-tracks critical mineral projects into production

 **U.S. Executive Order – January 20, 2025**
Unleashing American Energy
Places critical minerals at the core of the administration's strategy for industrial and strategic independence

 **U.S. Executive Order – January 20, 2025**
Declaring a National Energy Emergency
Defines critical minerals as inseparable to national security; strengthens urgency for and expedites mine development

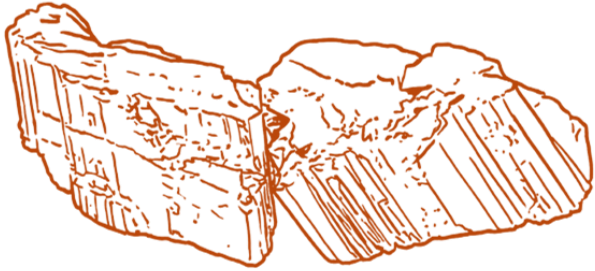
 **The Canadian Critical Minerals Strategy**
Strategy sets out a course for Canada to become a global supplier of choice for responsibly sourced critical minerals and the clean and digital technologies they enable

Industries Reliant on Critical Minerals

 Technology	 Defense	 Data Centers	 Mobile Networks	 Manufacturing	 Medical Devices
---	--	---	--	--	--

NEODYMIUM PRASEODYMIUM NEODYMIUM PRASEODYMIUM NEODYMIUM PRASEODYMIUM NEODYMIUM PRASEODYMIUM NEODYMIUM PRASEODYMIUM NEODYMIUM PRASEODYMIUM

ND+PR



► What are Neodymium & Praseodymium?

Neodymium and Praseodymium (“NdPr”) are rare earth elements and is considered critical because of its importance to clean energy, defense, and technology supply chains

► What is NdPr Used For?

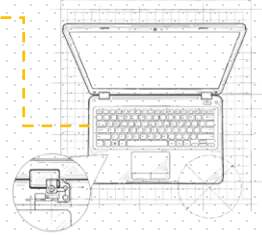
NdPr is primarily used to produce high-strength permanent magnets (NdFeB magnets), with unique defense applications:

- ❑ Aircraft & avionics (Air Force, Navy)
- ❑ Unmanned Aerial Vehicles (UAVs)
- ❑ Naval Vessels & Submarines (Navy)
- ❑ Ground Vehicles & Army Systems (Army, Marines)
- ❑ Missiles, Munitions, and Missile Defense
- ❑ Space Systems

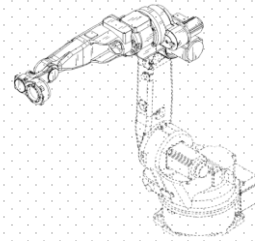
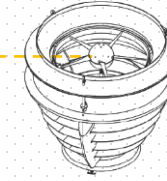
USE CASES

NdPr is critical to a variety of critical supply chains across a vast array of industries

Consumer Electronics
NdPr magnets embedded in many devices, such as speakers and haptic feedback motors in smartphones and laptops, to data storage components in hard drives

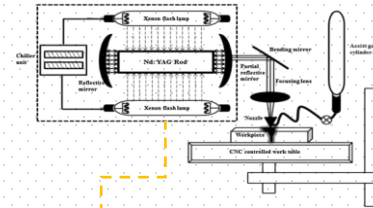
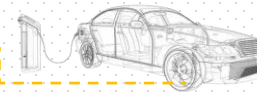


Wind Turbines
Direct-drive generators rely on NdPr magnets for reliable, high-efficiency energy production and reduce mechanical complexity



Robotics & Drones
Precision motors used in robotics, factory automation, and UAVs rely on NdPr magnets for high torque and power density at low weight

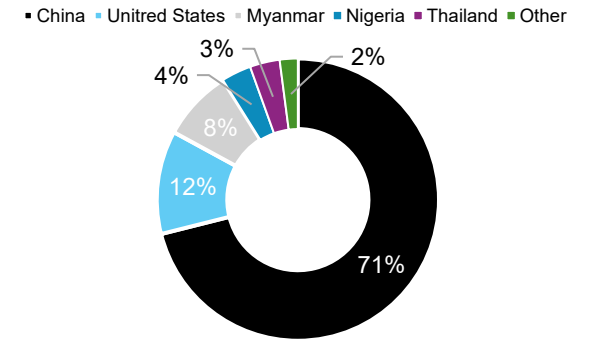
Electric Vehicle Motors
NdPr permanent magnets are the strongest known magnets, and power compact, efficient traction motors in electric vehicles



Lasers & Specialty Glass
Nd-doped crystals used in high-power lasers (manufacturing, medicine, defense); NdPr compounds used to improve optical lens quality

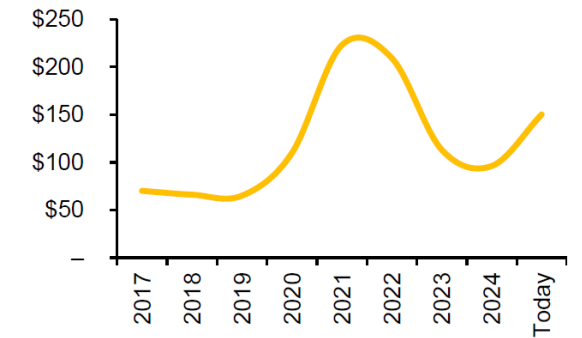
SUPPLY DYNAMICS

The majority of the world’s NdPr supply is controlled by China and non-NATO nations, with the U.S. contributing ~12%



PRICING (US\$/KG)

Neodymium prices have begun meaningfully rebounding on the back of stronger demand

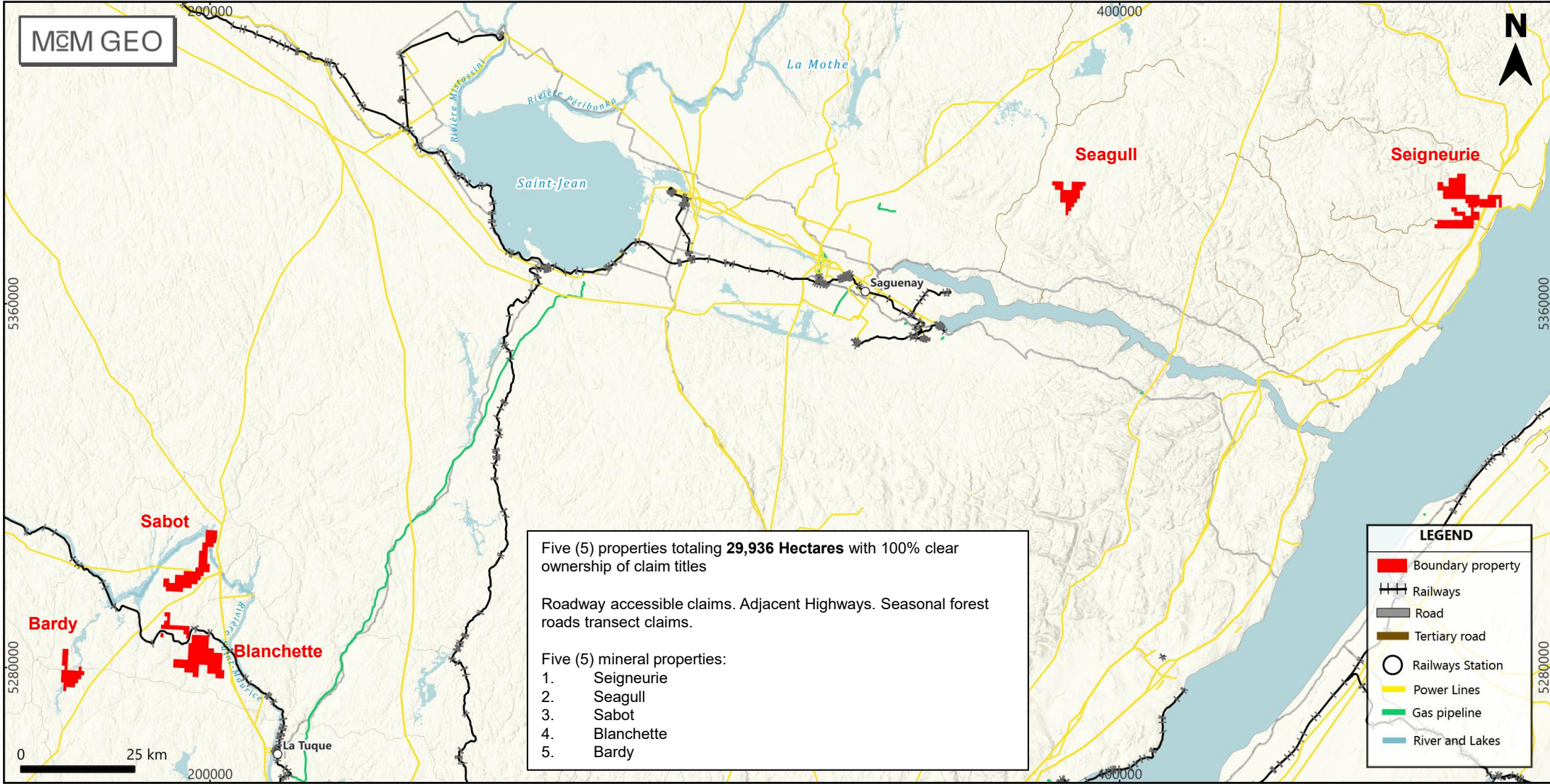




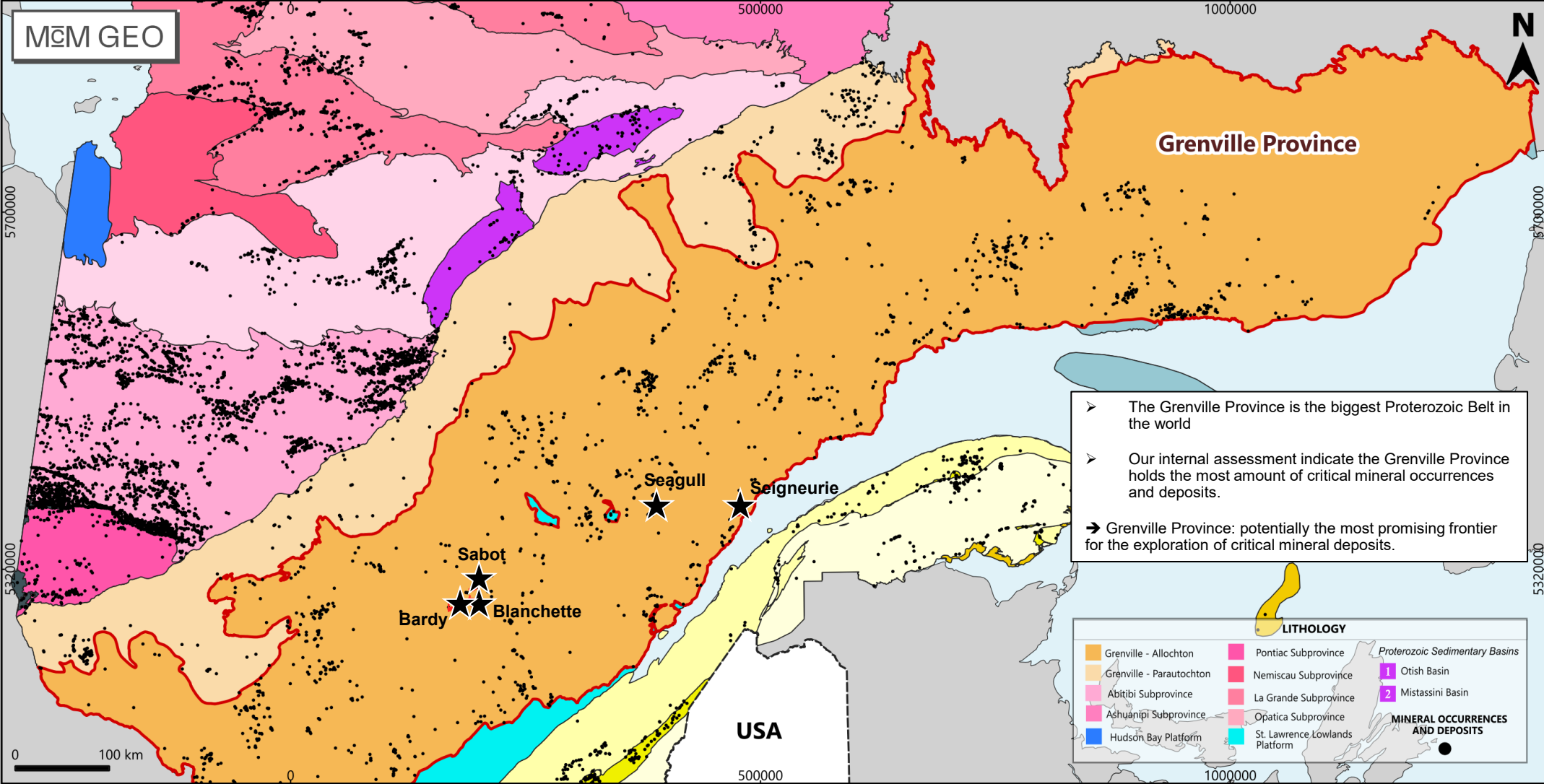
ASSET OVERVIEW



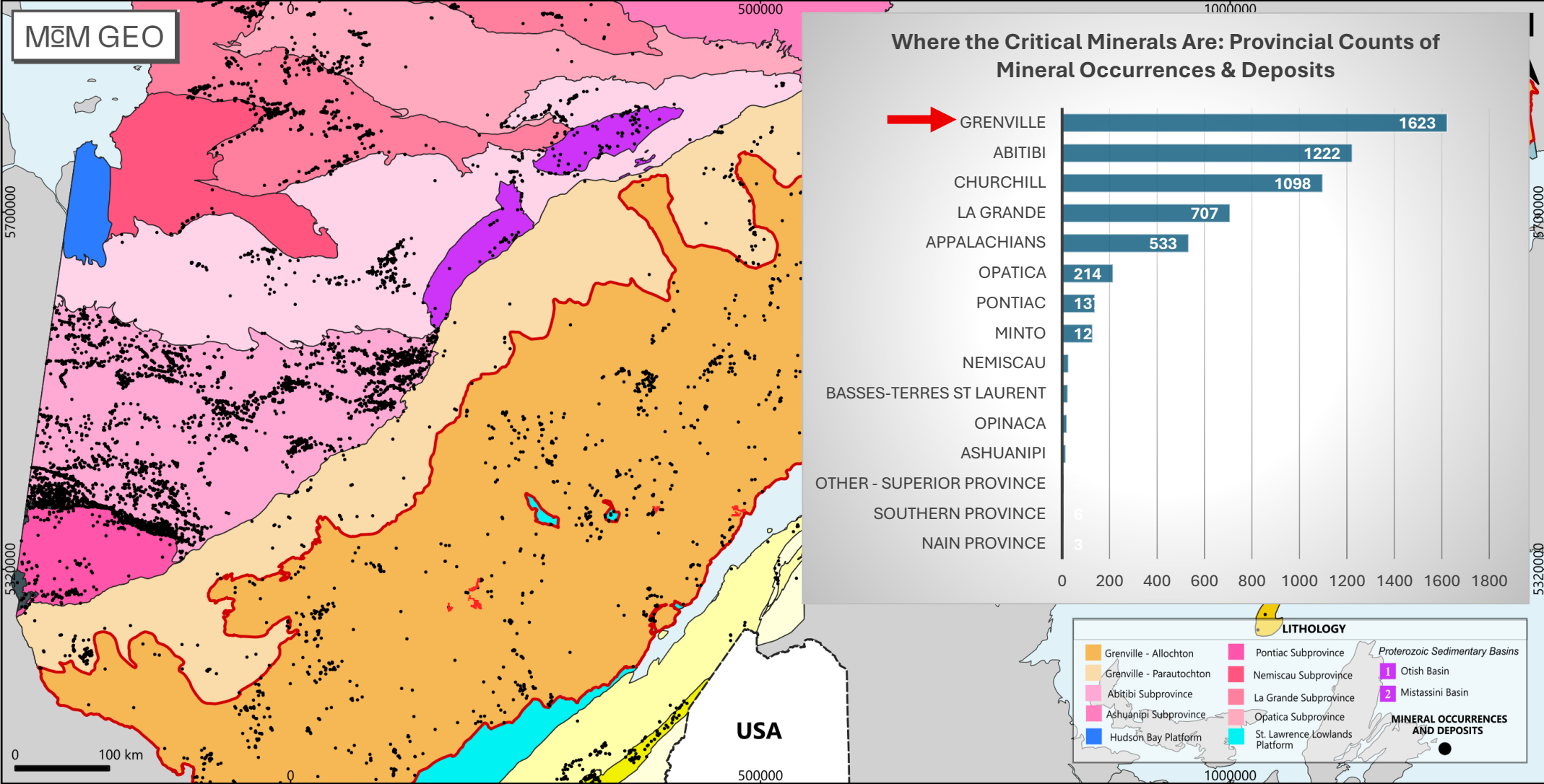
Overview of the Grenville Province Mining Area



Overview of the Grenville Province Mining Area

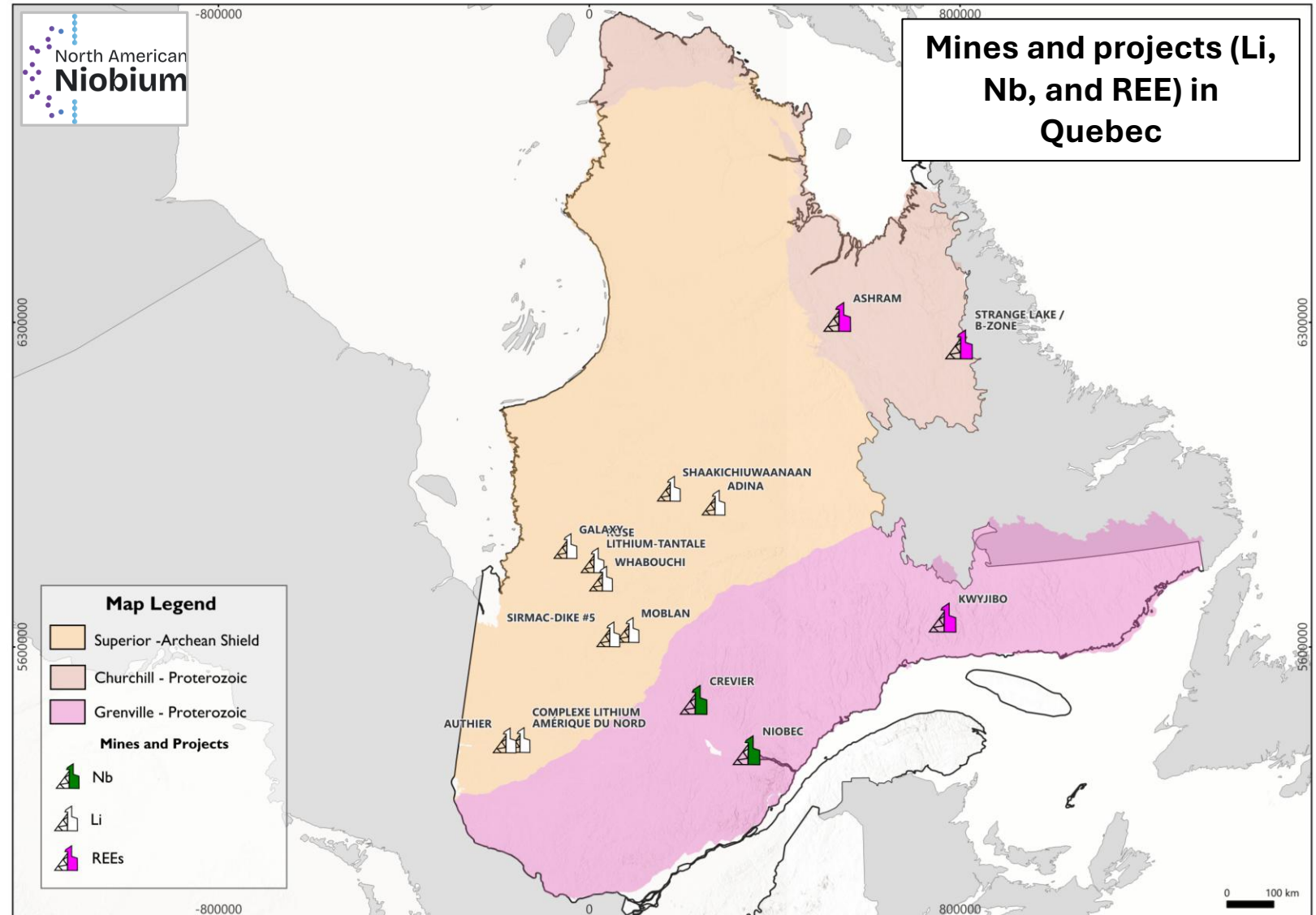


Overview of the Grenville Province Mining Area



NYF-Pegmatite - Exploration Potential

- **Exceptional Opportunity:** The region hosts NYF--pegmatite systems with significant potential for critical minerals.
- **Geological Context:** Recent lithium discoveries in Québec have improved understanding of pegmatite tonnage potential
- **Target :** Our niobium- and REE-bearing pegmatites occur within younger (Proterozoic) Grenville Province pegmatites, distinct from older (Archean) lithium systems.
- **Active Exploration:** Three (3) high-priority targets are currently being advanced toward drilling.
- **Strategic Advantage:** NIOB properties lie only **130 km from the sole producing niobium mine in Canada**, highlighting strong geological and logistical potential.



Overview of the Grenville Province Mining Area

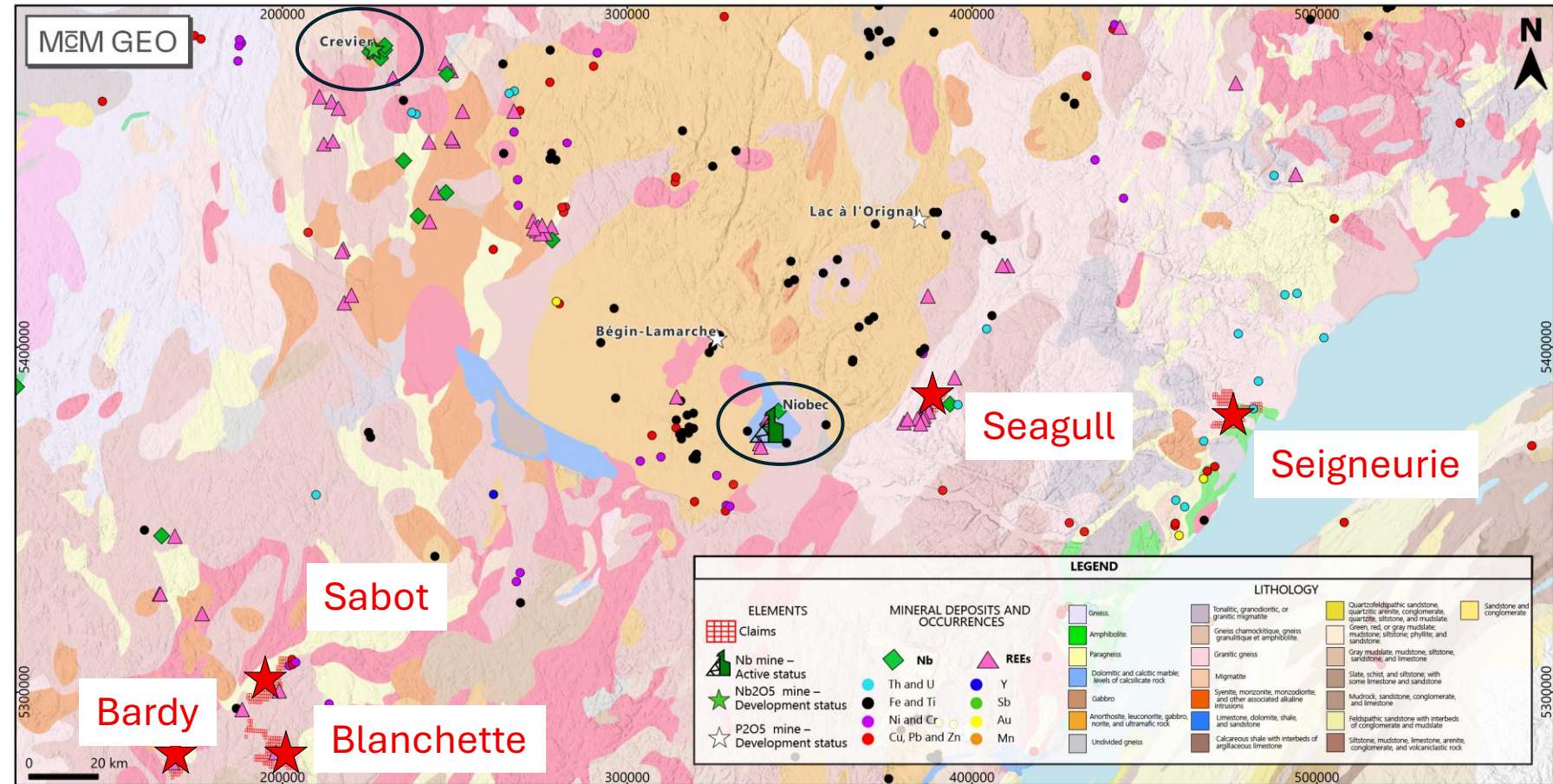
Two (2) major Niobium deposits located in the area:

1) Niobec Mine – Carbonatite type (As of January 26, 2015):

- Probable Reserves: 416.4 Mt @ 0.41% Nb₂O₅
- Measured + Indicated Resources: 638.3 Mt @ ~0.41% Nb₂O₅
- Inferred Resources: 61.1 Mt @ 0.38% Nb₂O₅
- Cut-off Grade: 0.20% Nb₂O₅

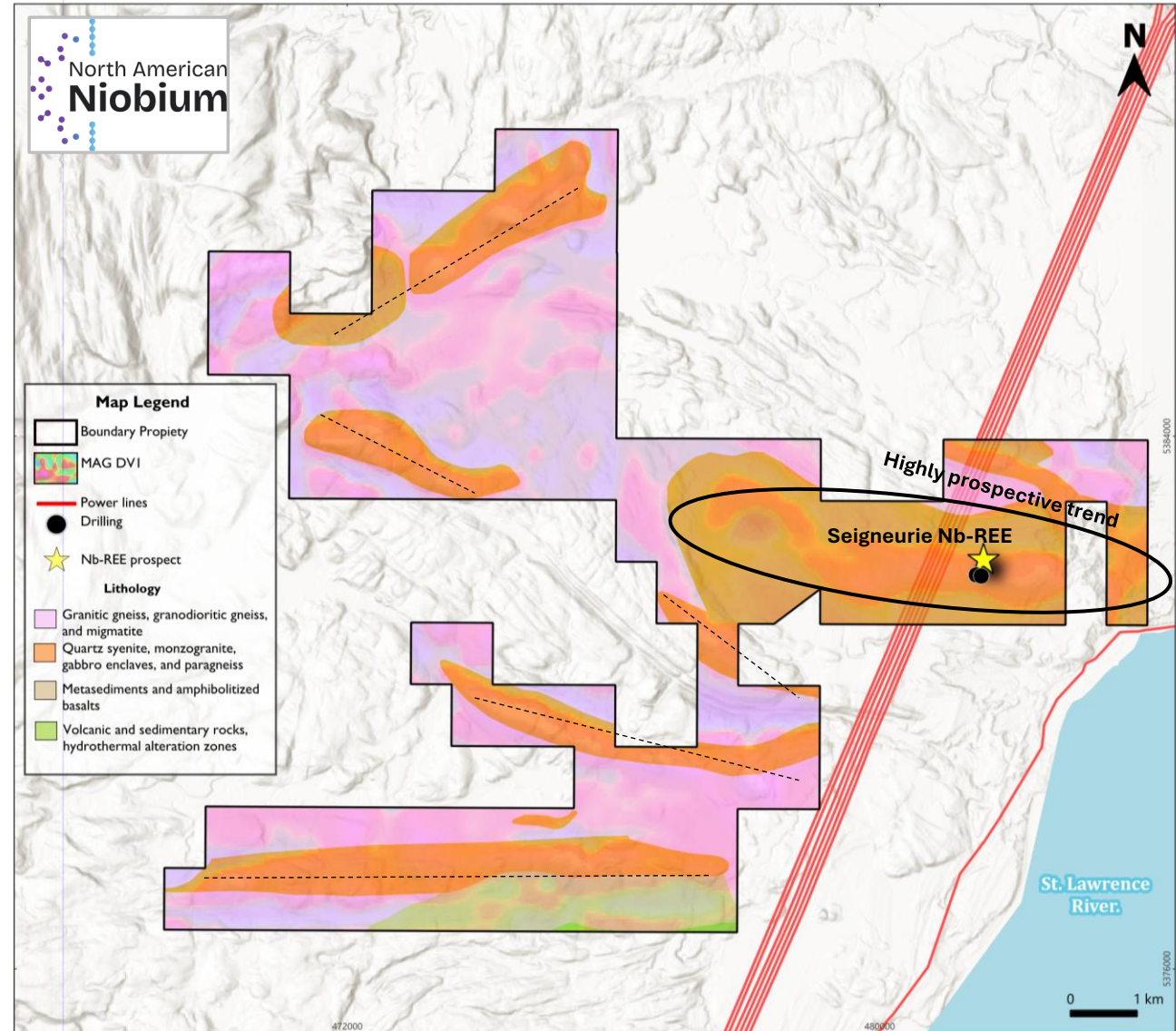
2) Lac Crevier Deposit – Pegmatite type (Appraisal Phase):

- Measured + Indicated Resources: 25.4 Mt @ 0.196% Nb₂O₅ & 234 ppm Ta₂O₅
- Inferred Resources: 15.4 Mt @ 0.17% Nb₂O₅ & 252 ppm Ta₂O₅
- Cut-off Grade: 0.10% Nb₂O₅



Seigneurie Property

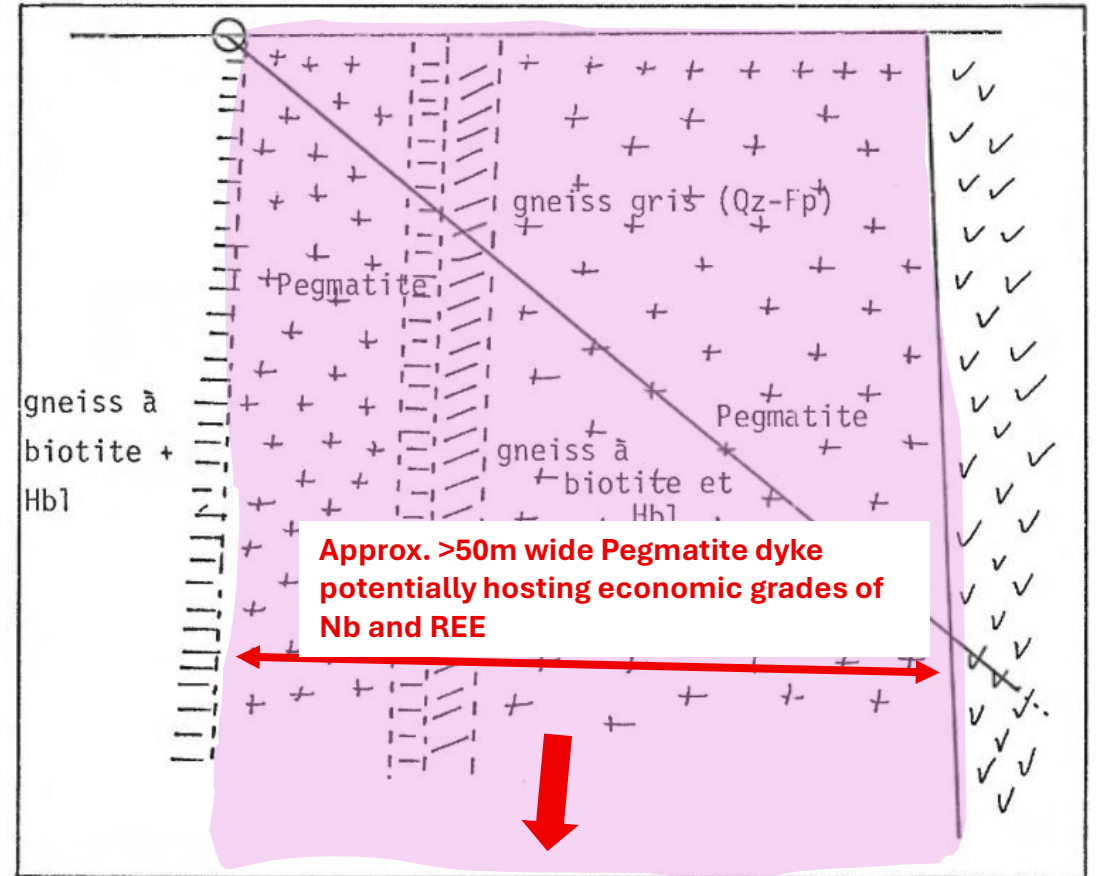
- Originally drilled by SOQUEM in 1978, pegmatites up to 50 meters wide with unassayed REE and Nb.
- in 2010, a local prospector collected grab samples, one of which returned **3,190 ppm Nb** and **4,031 ppm TREE**. Notably, these pegmatites have not been systematically assayed for rare earths or other critical minerals.
- Exploration Potential: The Main Seigneurie Nb-REE Prospect lies within a 5km highly prospective trend, with up to four additional trends identified, totaling over 50 km of prospective strike length.
- Prospecting and channel sampling are ongoing
- Drill ready for Q1 2026



Aerial survey of Area of Interest



22-3023-2



Drillhole 22-3023-2 (Drilled in 1978 by SOQUEM): cross-section showing a Pegmatite dyke with a minimum interpreted thickness of 50m and extending at least 250m along an E-W strike.

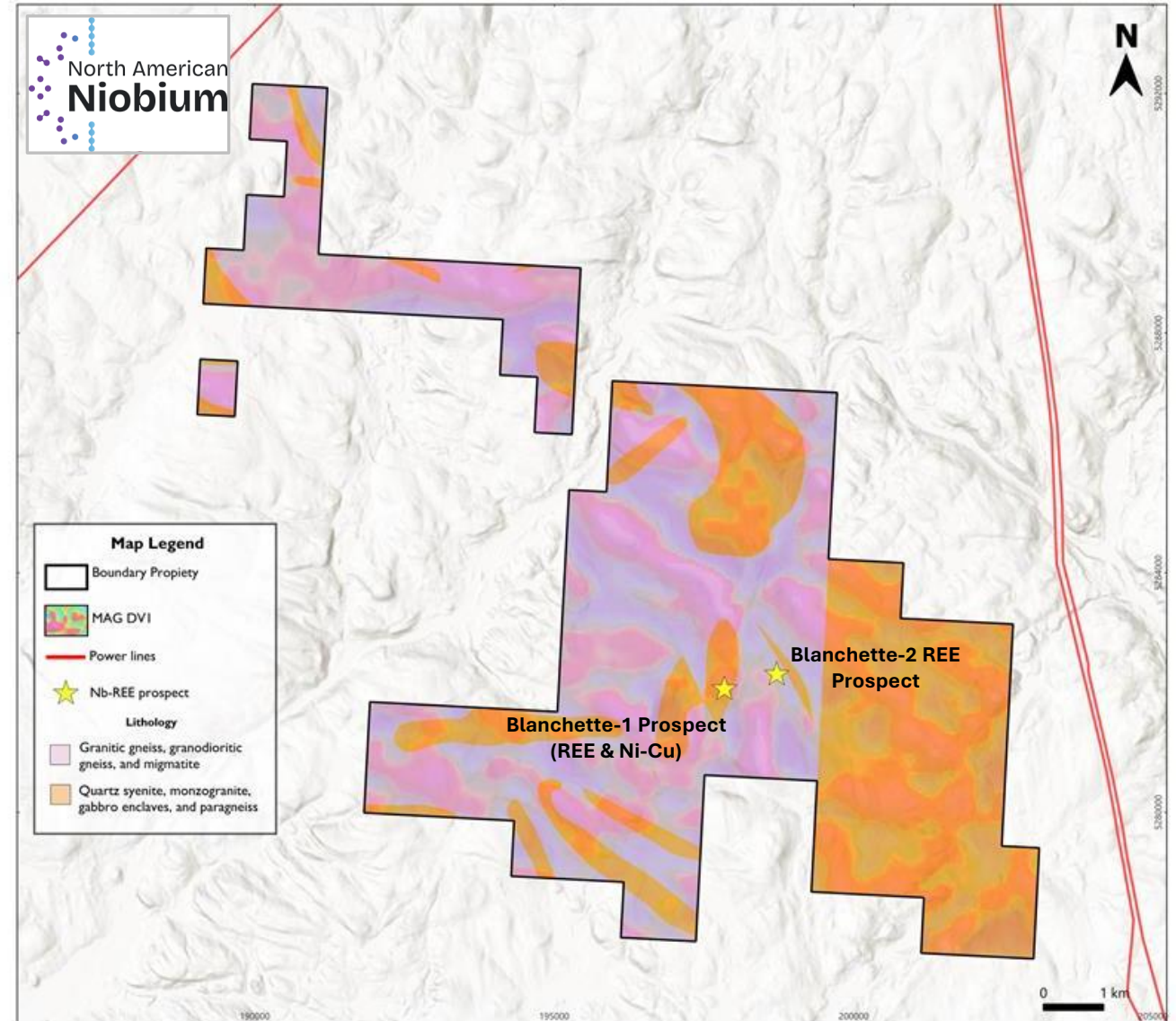
Blanchette Property, Two target areas

Blanchette-1

- A grab sample collected by Quebec government geologists returned **2.7% TREE, including 4,090 ppm Nd**, hosted in a granitic pegmatite.
- A nickel-copper quartz vein sample returned 0.25% Cu and 0.1% Ni, hosted in a highly deformed paragneiss associated with gabbro boudins.

Blanchette-2

- A grab sample collected by Quebec government geologists returned 1,741 ppm TREE, including 761 ppm Ce and 364 ppm Nd, hosted in a Zr-Nb-Th-Y-bearing granitic pegmatite. The sample also contains 1,387 ppm Zr, 106 ppm Nb, 193 ppm Th, 119 ppm Y, 33 ppm Ga, 12 ppm Be, and 11.7 ppm Ta.
- Prospecting on-going
- Drill ready for Q1 2026

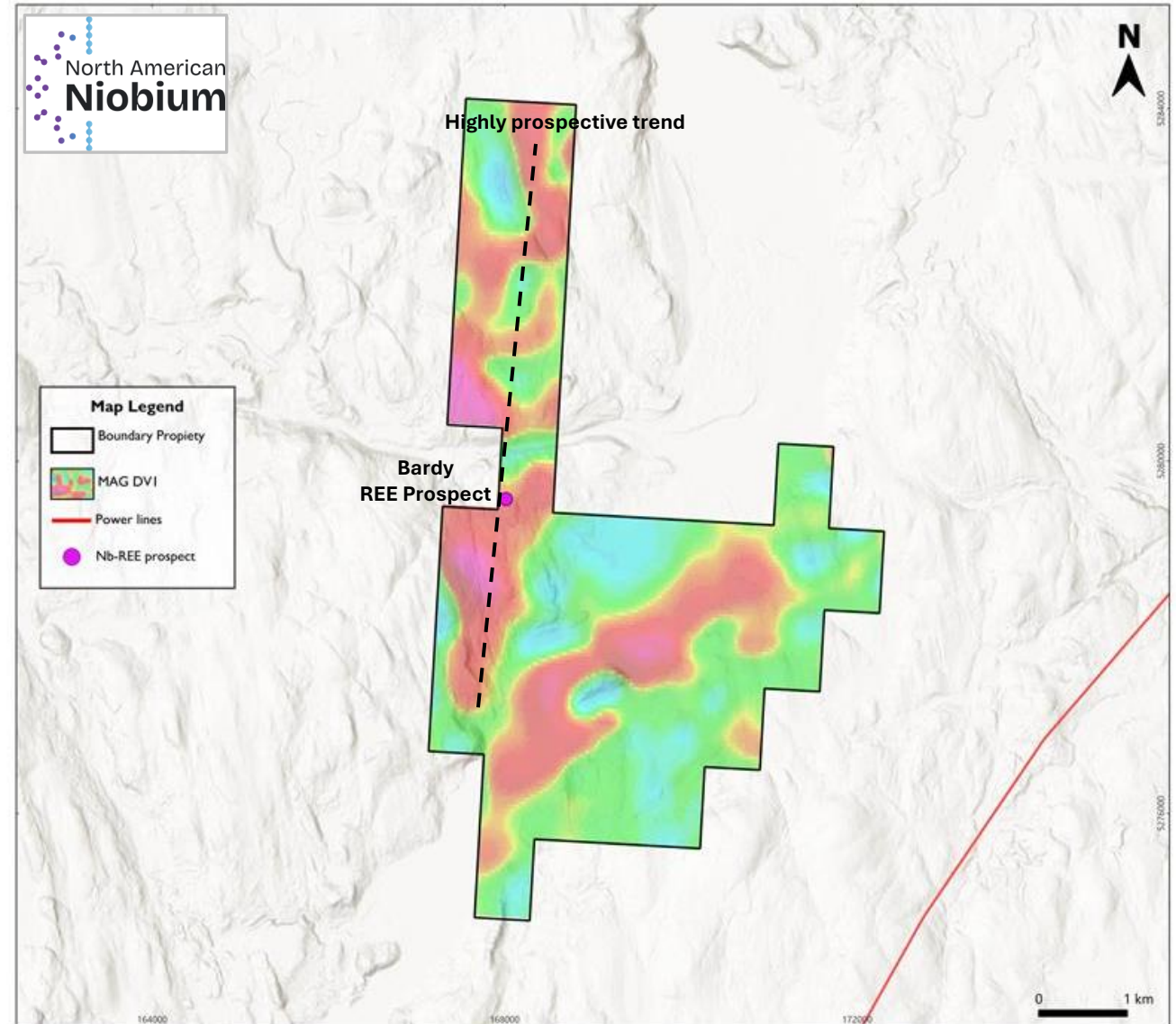




Blanchette-1 Showing: Three (3) pegmatite dykes with 1-3m true width. One (1) grab sample returned 0.68% TREE which includes 1,150ppm Nd

Bardy Property

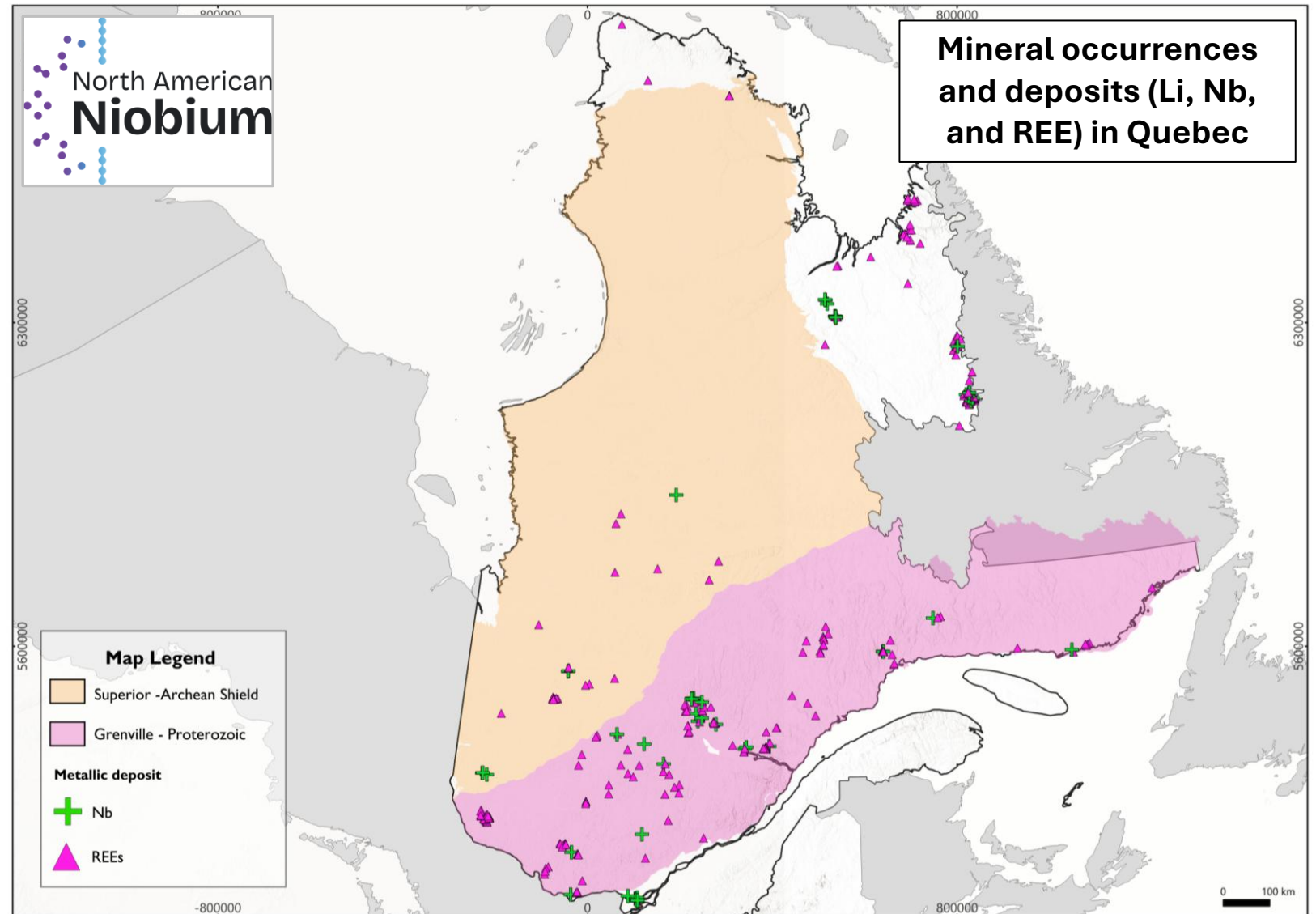
- High-grade surface sample: A grab sample collected by Quebec government geologists returned **0.68% TREE, including 1,150 ppm Nd**, hosted in a granitic pegmatite 40cms to 4m wide.
- Geological Setting: A set of north–south–trending granitic pegmatite dykes up to 4 m in width, the Bardy prospect is located within a 7km long prospective trend
- Prospecting on-going
- Drill ready for Q1 2026

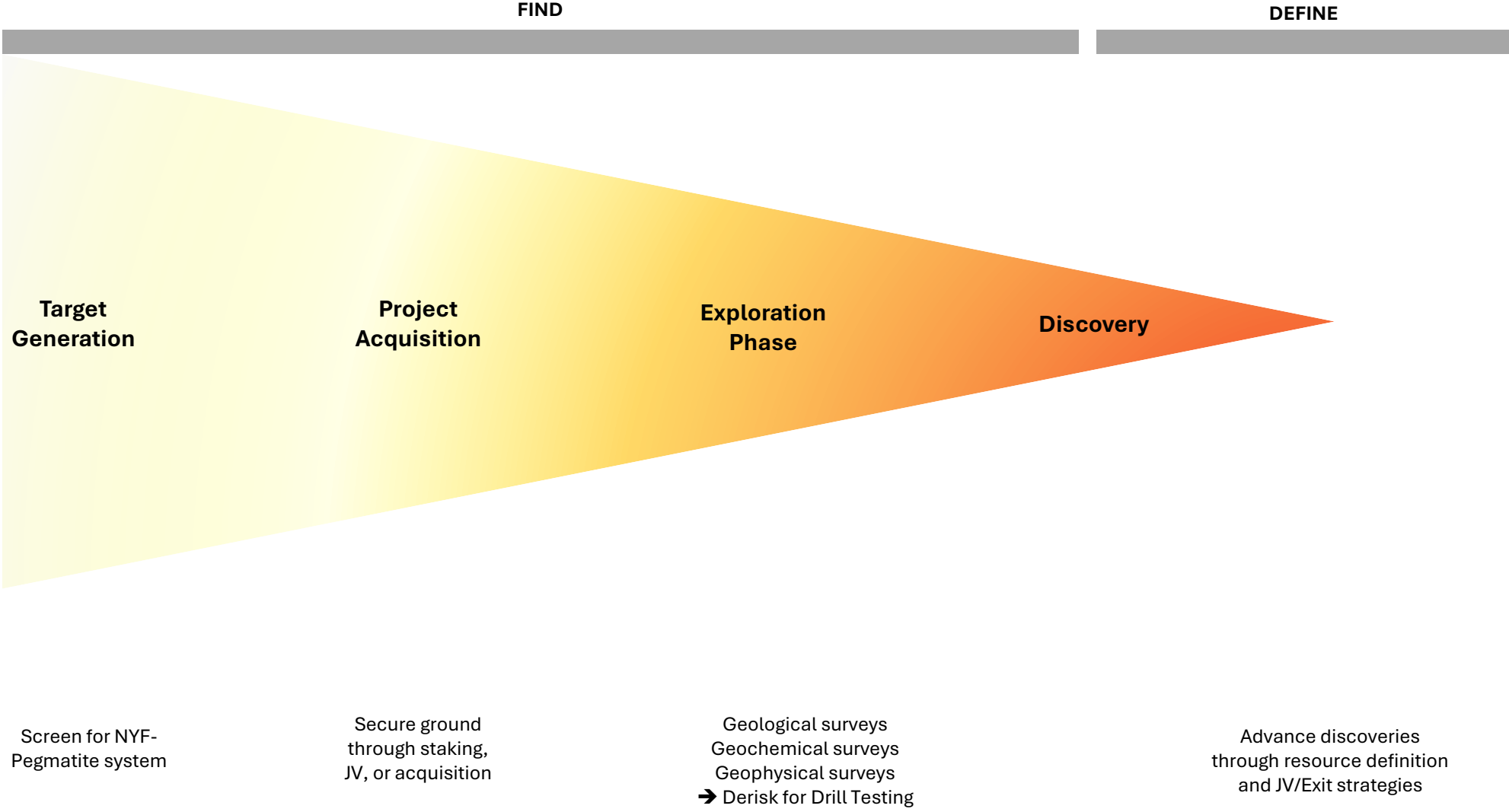




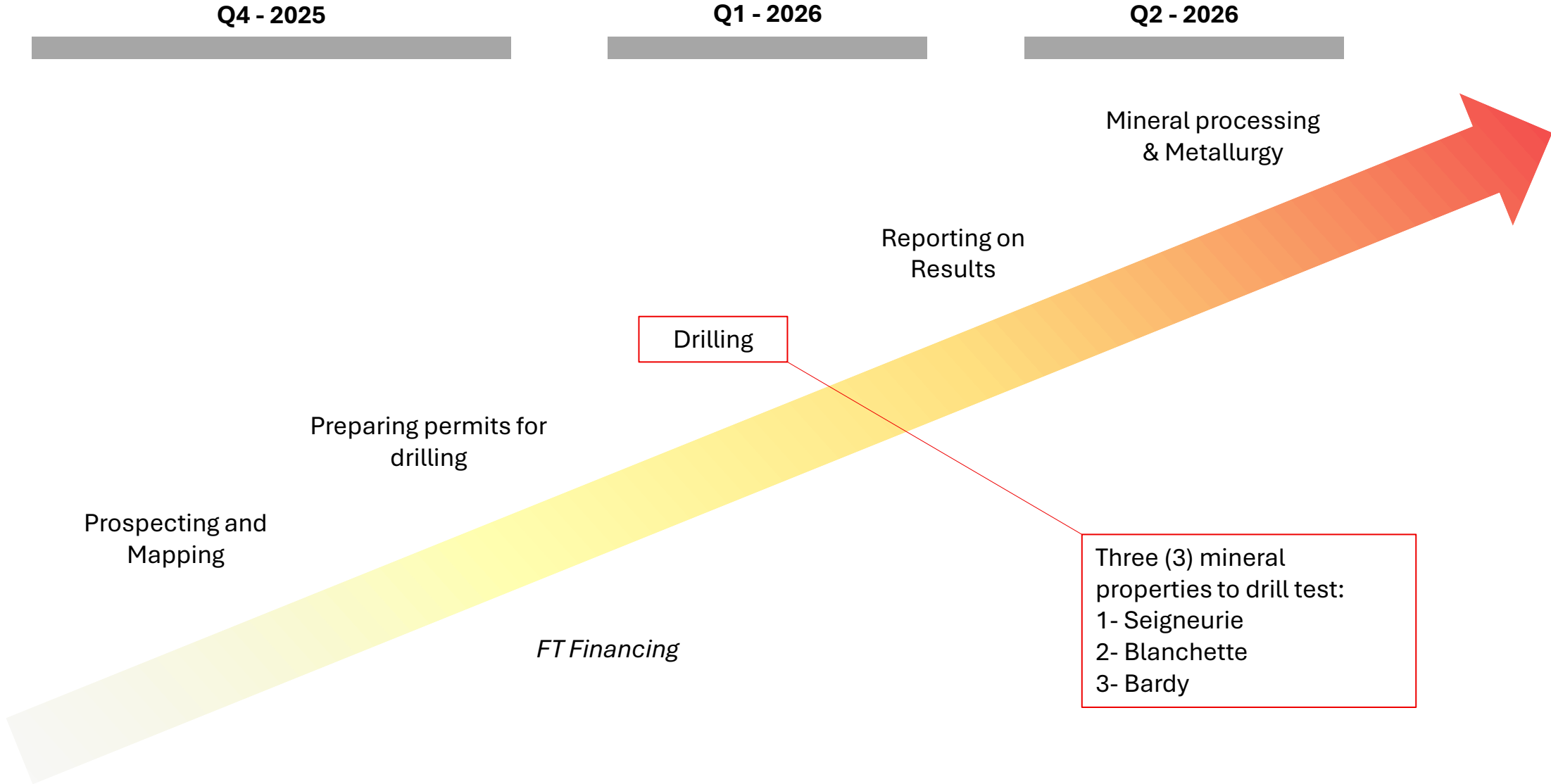
NYF-Pegmatite - Exploration Potential (Cont'd)

- **Exceptional Opportunity:** The region hosts NYF--pegmatite systems with significant potential for critical minerals.
- **Geological Context:** Recent lithium discoveries in Québec have improved understanding of pegmatite formation and mineralization, and their mining potential such as their tonnage
- **Target :** Our niobium- and REE-bearing pegmatites occur within younger (Proterozoic) Grenville Province pegmatites, distinct from older (Archean) lithium systems.
- **Active Exploration:** Three (3) high-priority targets are currently being advanced toward drilling.
- **Strategic Advantage:** NIOB properties lie only **100 km from the sole producing niobium mine in Canada**, highlighting strong geological and logistical potential.



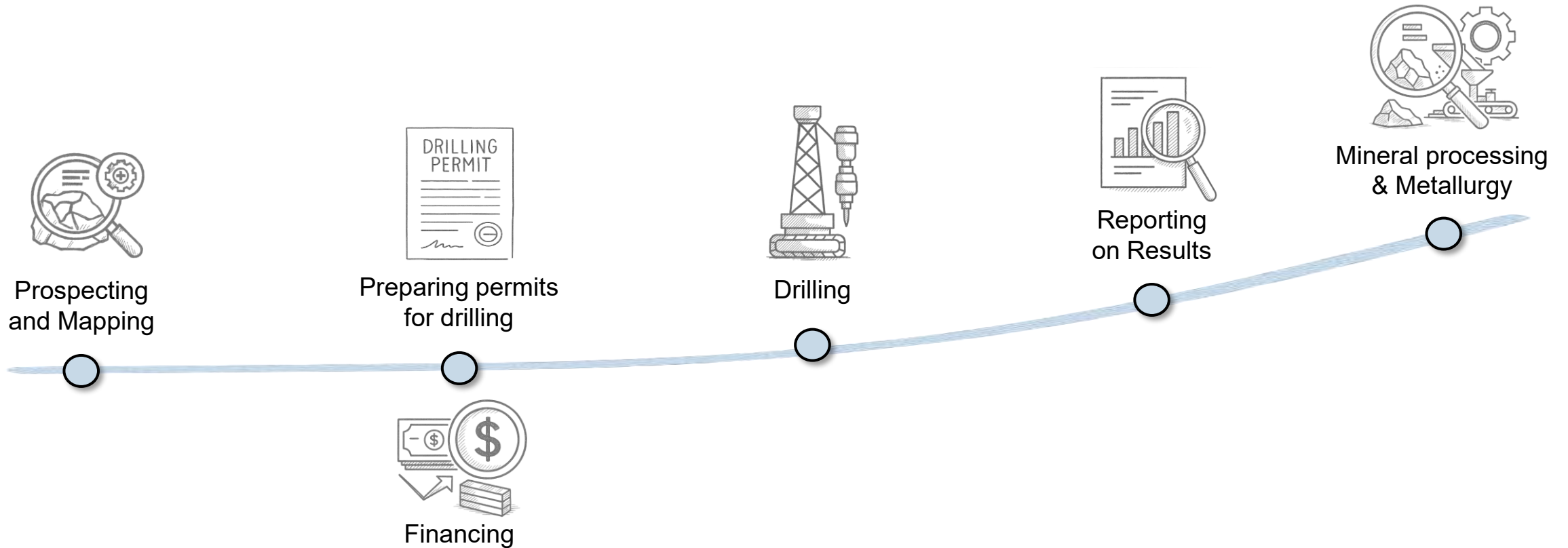


Exploration Value Chain – From Discovery to Development



ACTION PLAN

- ▶ Defining drill-ready targets through prospecting and reconnaissance campaigns (on-going)
- ▶ Acquiring additional mineral assets





MANAGEMENT & BOARD OF DIRECTORS



Management Team



Murray Nye
Chief Executive Officer

Mr. Nye brings +20 years of experience as a director and officer of various public companies, with junior mining sector, mergers & acquisitions, and capital markets expertise. He most recently served as CEO of American Tungsten (CSE:TUNG), a tungsten-focused explorer and developer focused on onshoring domestic supply into the United States.

Prior, Mr. Nye was CEO of a publicly-listed junior mining company from 2016 until 2022, where he was led efforts in securing seed capital financing and listing on the CSE.

Mr. Nye was also instrumental in helping the company secure a lease to purchase option and acquiring key patented mining claims, which hosted three historic producing mines



Kelvin Lee
Chief Financial Officer

Mr. Kelvin Lee offers over 15 years of extensive financial management experience with publicly traded companies. Most recently, he worked in progressively senior roles from Corporate Controller, VP Finance, and Administration to CFO for Monument Mining Limited, a TSX-V listed gold producer with \$400 million in revenue. Mr. Lee's responsibilities included development and execution of financial strategy and operations, including regulatory reporting, financial planning and analysis, treasury, tax and audit.

Previously, he held Controller positions in the mining industry with various publicly traded companies including Prodigy Gold Inc. between 2011 - 2013 that was acquired in 2012 for \$340 million.



Clyde McMillan
VP of Exploration

Professional geologist with +10 years of mineral exploration experience, with expertise across Quebec's most prolific mining districts. Mr. McMillan has gained industry experience with Azimut Exploration and Osisko Mining, and spent three years in a key technical role at Benz Mining. Mr. McMillan's track record spans gold-copper systems, lithium pegmatites, and niobium-rare earth deposits, highlighted by his contribution to the team that helped triple the gold resources at the Eastmain Mine.

As President of McMillan Geosciences Inc., Clyde combines technical leadership with innovation, leveraging AI-driven workflows and a strong network of mining professionals to advance projects from grassroots through to resource development with efficiency, rigor, and disciplined execution that maximizes discovery success.



Neal Blackmore
Technical Advisor

Experienced project generator and mineral exploration professional with +15 years of experience. As Principal of Grassroots Prospecting & Prospect Generation Inc., he has built a proven track record in advancing exploration concepts from desktop evaluation through to drill testing. Mr. Blackmore has supported +40 junior exploration companies across Canada in planning, management, and execution of exploration programs, contributing to gold, lithium, and base metal discoveries.

Mr. Blackmore has extensive experience in geotechnical engineering and large-scale civil infrastructure projects. He has served the Newfoundland and Labrador Prospectors Association in multiple roles and participated as an industry representative on several government committees. He has also acted as a technical advisor to both private and public companies throughout his career.





Joseph A. Carrabba
Director

Mr. Carrabba is a corporate mining professional with a proven track record of operating, growing, and leading emerging natural resources companies. He is the former Chairman, President and Chief Executive Officer of Cliffs Natural Resources Inc., where he served in executive capacities from 2005 to 2013.


Prior to joining Cliffs Natural Resources Inc., Mr. Carrabba gained broad experience in the mining industry throughout Canada, the United States, Asia, Australia and Europe. He served for over 20 years in a variety of leadership capacities at Rio Tinto, a global mining company, including as President and Chief Operating Officer of Rio Tinto's Diavik Diamond Mines, Inc. in the Northwest Territories. Mr. Carrabba has also served on numerous boards of several listed companies, including Key Bank, Lithium-X, Fura Gems, Newmont Mining, Timken Steel, AECOM, and NioCorp.



Hon. Kerry-Lynne Findlay
Director

Ms. Findlay is a Canadian lawyer, senior business consultant and advisor known for decades of leadership in law, politics, and public service. A former federal Cabinet Minister, she has served as Canada's Minister of National Revenue, Associate Minister of National Defence, and Parliamentary Secretary to Justice. She represented British Columbia in the House of Commons for more than a decade, including roles as Chief Opposition Whip and Shadow Minister for National Defence and for Environment and Climate Change.

Before entering politics, Ms. Findlay built a distinguished legal career as a civil litigator at all levels of court, including the Supreme Court of Canada, and as an Administrative Law Judge on the Canadian Human Rights Tribunal. She has been recognized with numerous honours, including appointment as King's Counsel, the Canadian Bar Association's Cecilia I. Johnstone Award, and the YWCA Woman of Distinction Award.



Mike Petrina
Director

Mr. Petrina has 35+ years of experience in the mining industry, including senior executive roles as VP Mining at MAG Silver, COO at Probe Mining and VP Mining at Hawthorne Gold, as well as multiple mine engineering advisory roles.

He has expertise in operations, engineering, and project development and is skilled at advancing open-pit and underground projects while working responsibly with stakeholders in the local community, Indigenous communities, and investors to maximize project value and comply with Environmental, Social and Governance (ESG) requirements.



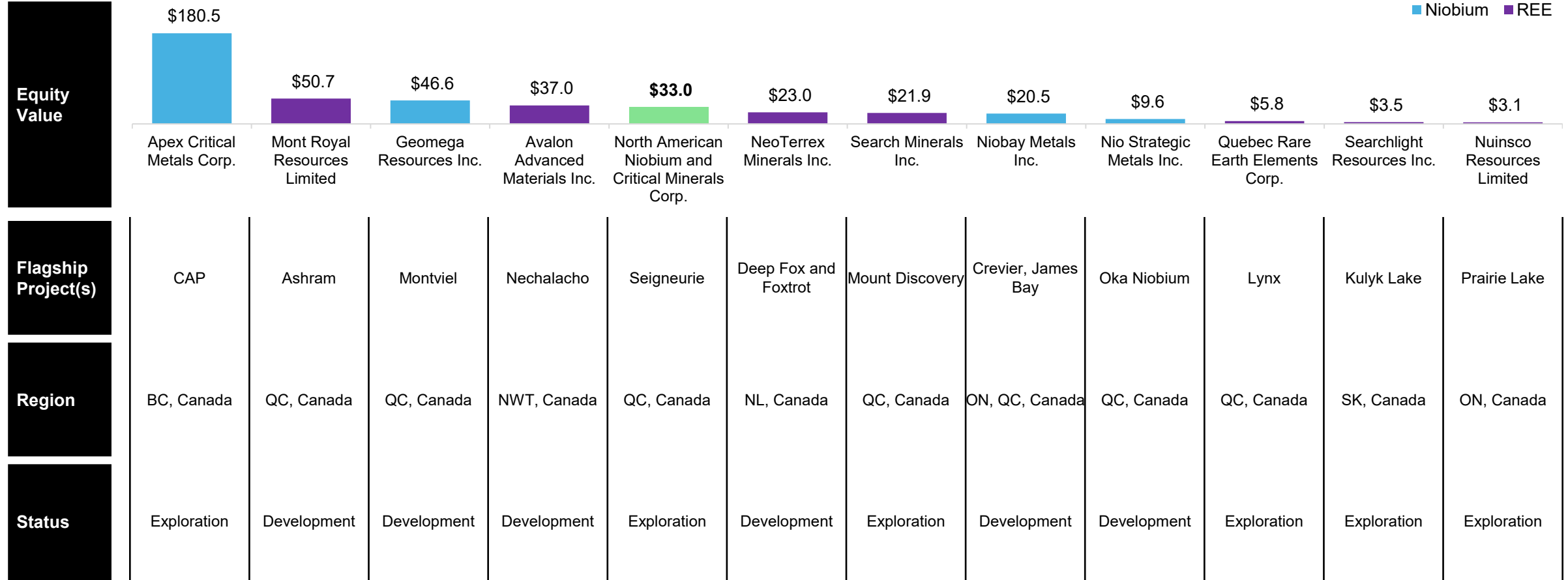


FINANCIALS & CAPITALIZATION



COMPARABLE COMPANIES ANALYSIS

C\$, Millions



CAPITALIZATION TABLE



	Current
Current Share Price	\$1.36
Current Basic Shares Outstanding	22,228,644
Warrants	141,068
Options	2,000,000
Current Market Capitalization	\$33.1MM

CORPORATE INFORMATION

▶ Trading Symbols

CSE: OTCQB: FSE:
NIOB NIOMF IOR

▶ Investor Relations

info@northamericanniobium.com

▶ Head Office

1500, 1055 West Georgia Street
 Vancouver, BC V6E 4N7, Canada




APPENDIX




North American
Niobium

Photo Gallery



Bardy Showing: Three (3) pegmatite dykes with 1-3m true width. One (1) grab sample returned 0.68% TREE which includes 1,150ppm Nd



Blanchette Showing

End Product Prices and Mining Cost Comparables

Table below showing average prices for end product of NIOB's interest.

Mineral Oxide	Form	Average Price (USD/kg)	Notes
Sc (5N High Purity)	Metal	3815.86	Advanced aerospace & tech
Sc	Metal	3288.46	Fuel cells, aerospace alloys
Tb	Metal	1092.02	Magnets, displays
Tb	Oxide	890.52	Magnets, displays
Dy	Metal	251.91	Strengthens NdFeB magnets
Ta*	Oxide	246.05	Electronics, capacitors
Dy	Oxide	200.44	Strengthens NdFeB magnets
Dy-Fe Alloy	Metal	194.21	Permanent magnets, alloys
Pr	Metal	98.03	Permanent magnets, alloys
Nd	Metal	97.41	EV motors, wind turbines
Pr-Nd Alloy	Metal	86.06	Permanent magnet alloys
Pr	Oxide	79.25	Permanent magnets, alloys
Nd	Oxide	79.12	EV motors, wind turbines
Ho-Fe Alloy	Metal	68.87	Magnets, nuclear
Nb*	Oxide	55.71	Electronics, catalysts, optics; Alloys, superconductors, defense; Steel alloys
Er	Oxide	41.58	Fiber optics, lasers
Y	Metal	29.16	Catalysts, ceramics, phosphors
Mixed RE Metal (Battery-level)	Metal	25.82	Battery materials
Gd*	Oxide	22.28	Advanced medical/tech, Imaging, magnets
Gd-Fe Alloy	Metal	20.79	Magnets, nuclear
Eu	Oxide	19.86	Phosphors, nuclear rods
Sm	Metal	9.06	Magnets, nuclear
Ce	Metal	3.6	Catalytic converters, glass polishing
La	Metal	2.67	Catalysts, glass, batteries
La-Ce Alloy (Battery Grade)	Metal	2.61	Battery alloys
La-Ce Alloy (Alloy Grade)	Metal	2.23	Alloy for batteries & metallurgy
Sm	Oxide	1.99	Magnets, nuclear
Ce*	Oxide	1.91	Precision optics & electronics, Catalytic converters, glass polishing
La*	Oxide	1.45	High-tech applications, Catalysts, glass, batteries

Floor Price of USD\$110/kg for NdPr set by US Department of Defence in July 2025*

Mining costs of USD\$60/kg at Mountain Pass, with average grades of 6.0% TREO.

Mining costs of USD\$26.01/kg** at Niobec, with grades around 0.4-0.6% Nb2O5.

Strong economic interest

Lower interest

Modified 2025-09-23 from: [Rare Earth Oxides Prices](#), [Price of Cerium Oxide](#), [Yttrium Oxide](#), [Lanthanum Oxide](#), [Neodymium Oxide](#) | SMM Metal Market



North American
Niobium

North American Niobium and Critical Minerals Corp.

info@northamericanniobium.com
1500, 1055 West Georgia Street
Vancouver, BC V6E 4N7, Canada